



CREATING YOUR OUTDOOR OASIS



OUTDOOR ACCESSORIES
CATALOG
2025

ABOUT BEAVER DAM

Beaver Dam is a family operated Company that has been in business for almost 27 years. Through his hobby of making lawn décor our founder has turned his passion into a business, making products that our customers can enjoy for years to come.

It is our goal to provide ever-expanding lines of outdoor furniture and accessories, and our customization options are as limited as your imaginations. We will accomplish this by treating our customers, employees, suppliers and community with respect and concern using Godly principles.

The values at Beaver Dam are integrity, humility, innovation and service. We will practice and use these traits to the best of our ability in assurance to making things a smooth process and at the end creating customer satisfaction.

We hope you are inspired by our wide range of products that are designed to enhance your outdoor or indoor space.



WHY BEAVER DAM?

Beaver Dam products are made with care, crafted from Tangent sustainable poly lumber. A few products are available in wood. Not only do we create pieces for your preferred outdoor space but also take part in preserving the earth by using 95% recycled content for manufacturing.



Color options

With many color choices this gives various options for different color combinations to match each setting, whether it be by the water or in your back yard.



Weather Resistant

All products are made to withstand the tough weather elements. With each season you will be able to enjoy the quality, comfort and assurance of the lasting of the product. Poly lumber has the endurance to withstand the harshest weather elements of all.



Niche Product

The variety of unique furniture and nautical décor is what Beaver Dam is recognized for. Servicing you with niche product for your niche space is our goal, assuring customer satisfaction.



Warranty

Feel secured with warranties on our furniture. It is Beaver Dam showing confidence in the lifetime expectancy along with long-term satisfaction.



Stainless Steel Fasteners

The 316 marine-grade fasteners used will significantly reduce rust even with salt water exposure, optimizing lifetime on each product.



Hidden Fasteners

Have the pleasure of the knowing your furniture has very minimal visible screws, enhancing the look of each piece.

CREATING YOUR OUTDOOR OASIS

Beaver Dam exists to create unique outdoor products to enhance your outdoor space. Maybe you have an area that is needing that special piece. Choose from the wide variety of unique accessories to fill in that need. It is our that hope you find inspiration browsing our catalog, searching for the solution in creating your outdoor oasis.


- The Beaver Dam Family




CONTENTS



LIGHTHOUSES —8



NAUTICAL SHELVES —30



PLANTERS —35



WISHING WELLS —39




WINDMILLS —44



MAILBOXES —47



CORNHOLE —53



BIRDING —55



SEA QUESTCOLLECTION —65



BUOYS —68

A close-up photograph of a wooden deck railing corner joint. The railing is made of a dark-stained wood and is set against a light-colored, textured concrete surface. The railing consists of a vertical post and a horizontal rail, both joined at a 90-degree angle. The wood grain is visible, and the staining is a rich, dark brown. The railing is mounted on a concrete base, and the joint is clean and well-finished.**TANGENT**[®]

SUSTAINABLE LUMBER

TANGENT POLY LUMBER

Tangent, as a premium plastic lumber, delivers unrivaled performance. It's our top choice for durable, low-maintenance outdoor products. The UV-protected, insect-resistant material won't splinter, crack, chip, or rot, ensuring a long-lasting, pristine appearance. Easy to clean and impervious to mold and bugs, Tangent lumber offers superior impact resistance compared to wood. With a range of vibrant colors and embossed finishes for aesthetics and slip resistance, it is not only practical but also environmentally responsible, featuring recycled content that meets FTC Green Guidelines and is certified by GreenCircle for sustainability.

Durable: It will not splinter, crack, chip, peel or rot and is impervious to insects.

Color Stable: Rich colors stay brilliant thanks to built-in UV protection.

Low Maintenance: No painting, staining, or waterproofing required.

Easy to Clean: Does not stain and is easily cleaned with soap and water.

STANDARD




Milwaukee Brown



Cedar



Weatheredwood



Cherrywood



Patriot Blue



Dark Gray



Light Gray




Black



White




Turf Green



Cardinal Red




Orange



Lime Green



Yellow



Ivory




Bright Purple



Pink




Aruba Blue



Bright Blue




Powder Blue




Mint

WOODGRAIN


*Colors may vary between monitors and printers.




Coastal Gray




Driftwood Gray




Birchwood



Seashell



Antique Mahogany



Brazilian Walnut

STONE



BROWN STONE/TAN GROUT



TAN STONE/IVORY GROUT



GREY STONE/GREY GROUT



GREY STONE/BLACK GROUT

LIGHTHOUSES

Are you looking to add a unique touch of character to your outdoor space? If so, then a decorative lighthouse for your yard is a perfect choice. Whether you want to add a touch of class to your garden or create a unique focal point for your backyard, custom garden lighthouses are a great way to make your outdoor space stand out.

At Beaver Dam, we offer a variety of handcrafted and custom-made lawn lighthouses that come in a range of sizes and colors. Whether you're looking for wood, poly, or hybrid lighthouses or even stone lighthouses, we have it all. Constructed from the finest range of materials, each piece represents the love and care that permeates the Beaver Dam brand.





HOW TO CHOOSE YOUR *Perfect* LIGHTHOUSE

**STEP 1:
CHOOSE YOUR MATERIAL**

**STEP 2:
CHOOSE YOUR SIZE**

**STEP 3:
CHOOSE YOUR STYLE**


MATERIALS



POLY

Our Poly lighthouses are maintenance free and will not splinter, crack, or fade and never need painting. They are environmental friendly and made from a recycled material.

Choose from a variety of colors and styles to create the Lighthouse of your dreams!



HYBRID


Our Hybrid lighthouses are made with a Poly top, wood center, and a Poly plate or base. Since the top and bottom are the first to feel the effects of the elements, the Hybrid lighthouse is built to stand the test of time.

Along with the Poly top and bottom, which are maintenance free, you also have the option of a striped and painted scheme.



WOOD

Our wood lighthouses are built from MDO (medium density overlay), an outdoor sign board that is weather resistant and will last years to come.



STONE

Our stone lighthouses are durably constructed and attractively designed to mimic the look of a real lighthouse. If you have always been drawn to lighthouses and you would like to have one of your own, our lifelike and real stone lighthouses make the perfect choice. We have a variety of different color combinations to choose from including ivory, black, gray and cherrywood lighthouses.

HYBRID


POLY TOP

WOOD TOWER

POLY BASE



6' Cape Hatteras w/ base / replicated colors



8' Cape Hatteras w/ base - Red/White/Blue




Get your favorite style in almost any color combination. Woodgrain colors not available in hybrid options. See page 7 for color options

5' Montauk w/ base - Replicated Colors



4' Cape Hatteras w/ base - Replicated Colors



PICK YOUR SIZE

Standard lighthouses are non-replicated designs and are available in all standard colors.



2'

IVORY AND CHERRYWOOD



3'

ARUBA BLUE AND WHITE



4'

PATRIOT BLUE AND WHITE

12' (NOT SHOWN)

8'

5'




CHERRYWOOD AND WHITE

6'



WEATHERWOOD AND GREEN



WHITE AND BLACK

Unlimited designs and color combinations to match the style of your outdoor decor!

3'

BARNEGAT, NEW JERSEY
REPLICA COLORS



4'

CAPE HENRY, VIRGINIA
ARUBA BLUE & WHITE



5'

MONTAUK, NEW YORK
DARK GREY



6'

CAPE HENRY, VIRGINIA
WEATHERWOOD & CHERRY



Add an exiting feature to your lighthouse with an added base.

Bases are available on all lighthouses in our catalog.

LIGHTHOUSES



5'

CAPE HENRY
PATRIOT BLUE AND WHITE
WITH BASE



4'

BARNEGAT
REPLICA COLORS WITH
BASE



3'

CAPE HENRY
WEATHERWOOD AND
BLACK WITH BASE



REPLICATED LIGHTHOUSES

Inspired by Real Lighthouses across the U.S.A.

(Shown in 5' size.)



CAPE CANAVERAL, FLORIDA



ST. AUGUSTINE, FLORIDA



TYBEE ISLAND, GEORGIA



WEST QUODDY, MAINE



CAPE COD, MASSACHUSETTS



WHITE SHOAL, MICHIGAN



SPLIT ROCK, MINNESOTA



BARNEGAT, NEW JERSEY



CAPE MAY, NEW JERSEY

LIGHTHOUSES



MONTAUK,
NEW YORK



FIRE ISLAND,
NEW YORK



CAPE HATTERAS,
NORTH CAROLINA



CAPE LOOKOUT,
NORTH CAROLINA



OAK ISLAND, NORTH
CAROLINA



BODIE ISLAND,
NORTH CAROLINA



MARBLEHEAD, OHIO




VERMILLION, OHIO



ASSATEAGUE
VIRGINIA



CAPE HENRY, VIRGINIA



CUSTOM

PICK YOUR OWN CUSTOM STYLES AND
COLOR COMBINATIONS!



**INDICATES NOT
AVAILABLE IN
POLY. GET AZEK
INSTEAD.**

CHOOSE YOUR FAVORITE LIGHTHOUSE MODEL
AND TURN IT INTO
RED, *White* AND BLUE!

8' CAPE HATTERAS PATRIOTIC W/ BASE



6' CAPE HATTERAS PATRIOTIC



5' ASSATEAGUE PATRIOTIC



4' BARNEGAT PATRIOTIC



3' STANDARD PATRIOTIC



2' WEST QUODDY PATRIOTIC



3' CAPE HENRY PATRIOTIC



CUSTOM!

6' BROWN STONE WHITE GROUT
WITH MAILBOX AND SIGN HANGER
(SIGN NOT INCLUDED)

6' STONE LIGHTHOUSE W/
MAILBOX - BIRCHWOOD &
CHERRYWOOD / BROWN STONE
& GRAY GROUT



6' POLY BARNEGAT
WITH MAILBOX

*ALL STONE LIGHTHOUSES COME
STANDARD WITH
INTERIOR LIGHTING*

*8' WITH BLACK TRIM
BROWN STONE AND GRAY
GROUT*

6' W/ GRAY TRIM

5' W/ BLACK TRIM

4' W/ CHERRYWOOD TRIM



OUR STONE LIGHTHOUSES ARE AVAILABLE IN 4 DIFFERENT STONE AND MORTAR COMBINATIONS.

SIZES: 4', 5', 6', 8', & 12'


ALL STONE LIGHTHOUSES ARE SUPPLIED WITH INTERIOR LIGHTING IN TOWER!



BROWN STONE/TAN GROUT



TAN STONE/IVORY GROUT



GREY STONE/GREY GROUT



GREY STONE/BLACK GROUT

LIGHTHOUSES

OPTIONAL BELL
AND LANYARD



OPTIONAL LARGE ACCESS DOOR
FOR AN EXTRA 20 SQUARE FEET
OF STORAGE SPACE!



17' HIGH
72" DIAMETER AT BOTTOM
AVAILABLE IN ALL HYBRID STYLES
SHOWN IN CAPE HATTERAS STYLE



CUSTOM DESIGNS AS UNIQUE AS YOU!

THE SKY IS THE LIMIT • GET A CUSTOM QUOTE

LIGHTHOUSES



DELIVERY AND SETUP AVAILABLE

12' X 30' LIGHTHOUSE
WITH
SMARTSIDE SIDING



12' STONE
LIGHTHOUSE
FOR MEMORIAL



6' X 17'
POLY LIGHTHOUSE
WITH INTERIOR STORAGE



6' X 24'
ASSATEAGUE POLY LIGHTHOUSE
WITH INTERIOR STORAGE

ALL OF OUR LIGHTHOUSES COME STANDARD WITH A 25 WATT BULB, STANDARD SOCKET & 8' CORD.

ADDITIONAL COST FOR OPTIONAL INTERIOR LIGHTING IN TOWER AND BASE, IN ELECTRIC OR SOLAR.



Dusk To Dawn Sensor

AUTOMATICALLY TURNS LIGHT ON AT DUSK AND OFF IN THE MORNING

Made to fit standard electric socket.



Electric Rotating Light

*FITS 3 FT TO 12 FT LIGHTHOUSES
120V, 4W BULB (36 RPM)*



Large Electric Rotating Light

*FITS 8 FT AND 12 FT LIGHTHOUSES
20V, 35W HALOGEN BULB (13 RPM)*



Solar Powered Lighting Kit

*AVIALBLE WITH ALL OF OUR LIGHTHOUSES
LED LIGHT WITH SEPARATE ON/OFF SWITCH
STURDY, ADJUSTABLE GROUND SPIKE
COMES WITH BUILT-IN DUSK TO DAWN SENSOR*



PRODUCT CODES

Code	Size	Description	Code	Size	Description
LH2-W	12"x12"x24"	2' wood lighthouse	LH4-P	21"x21"48"	4' poly lighthouse
LH2B-W	13"x13"x27"	2' wood lighthouse w/ base	LH4B-P	22"x22"x53"	4' poly lighthouse w/ base
LH3-W	16"x16"x36"	3' wood lighthouse	LH5-P	22"x22"x60"	5' poly lighthouse
LH3B-W	18"x18"x40"	3' wood lighthouse w/ base	LH5B-P	24"x24"x67"	5' poly lighthouse w/ base
LH4-W	21"x21"48"	4' wood lighthouse	LH6-P	25"x25"x72"	6' poly lighthouse
LH4B-W	22"x22"x53"	4' wood lighthouse w/ base	LH6B-P	27"x27"x84"	6' poly lighthouse w/ base
LH5-W	22"x22"x60"	5' wood lighthouse	LH8-P	34"x34"x96"	8' poly lighthouse
LH5B-W	24"x24"x67"	5' wood lighthouse w/ base	LH8B-P	36"x36"x114"	8' poly lighthouse w/ base
LH6-W	25"x25"x72"	6' wood lighthouse	LH12-P	49"x49"x144"	12' poly lighthouse
LH6B-W	27"x27"x84"	6' wood lighthouse w/ base	LH12B-P	51"x51"x158"	12' poly lighthouse w/ base
LH8-W	34"x34"x96"	8' wood lighthouse	LH2-WG	12"x12"x24"	2' woodgrain lighthouse
LH8B-W	36"x36"x114"	8' wood lighthouse w/ base	LH2B-WG	12"x12"x24"	2' woodgrain lighthouse w/ base
LH12-W	49"x49"x144"	12' wood lighthouse	LH3-WG	16"x16"x36"	3' woodgrain lighthouse
LH12B-W	51"x51"x158"	12' wood lighthouse w/ base	LH3B-WG	18"x18"x40"	3' woodgrain lighthouse w/ base
LH2-H	12"x12"x24"	2' hybrid lighthouse	LH4-WG	21"x21"48"	4' woodgrain lighthouse
LH2B-H	13"x13"x27"	2' hybrid lighthouse w/ base	LH4B-WG	22"x22"x53"	4' woodgrain lighthouse w/ base
LH3-H	16"x16"x36"	3' hybrid lighthouse	LH5-WG	22"x22"x60"	5' woodgrain lighthouse
LH3B-H	18"x18"x40"	3' hybrid lighthouse w/ base	LH5B-WG	24"x24"x67"	5' woodgrain w/ base
LH4-H	21"x21"48"	4' hybrid lighthouse	LH6-WG	25"x25"x72"	6' woodgrain lighthouse
LH4B-H	22"x22"x53"	4' hybrid lighthouse w/ base	LH6B-WG	27"x27"x84"	6' woodgrain lighthouse w/ base
LH5-H	22"x22"x60"	5' hybrid lighthouse	LH8-WG	34"x34"x96"	8' woodgrain lighthouse
LH5B-H	24"x24"x67"	5' hybrid lighthouse w/ base	LH8B-WG	36"x36"x114"	8' woodgrain lighthouse w/ base
LH6-H	25"x25"x72"	6' hybrid lighthouse	LH12-WG	49"x49"x144"	12' woodgrain lighthouse
LH6B-H	27"x27"x84"	6' hybrid lighthouse w/ base	LH12B-WG	51"x51"x158"	12' woodgrain lighthouse w/ base
LH8-H	34"x34"x96"	8' hybrid lighthouse	LH4-S	18"x18"x48"	4' stone lighthouse
LH8B-H	36"x36"x114"	8' hybrid lighthouse w/ base	LH5-S	20"x20"x60"	5' stone lighthouse
LH12-H	49"x49"x144"	12' hybrid lighthouse	LH6-S	25"x25"x72"	6' stone lighthouse
LH12B-H	51"x51"x158"	12' hybrid lighthouse w/ base	LH8-S	34"x34"x96"	8' stone lighthouse
LH2-P	12"x12"x24"	2' poly lighthouse	LH12-S	49"x49"x144"	12' stone lighthouse
LH2B-P	13"x13"x27"	2' poly lighthouse w/ base	LH6M-S	30"x24"x72"	6' stone lighthouse w/ mailbox
LH3-P	16"x16"x36"	3' poly lighthouse	LH6M-P	30"x24"x72"	6' poly lighthouse w/ mailbox
LH3B-P	18"x18"x40"	3' poly lighthouse w/ base			

SPECIFICATIONS

HEIGHT	OUTSIDE BOTTOM DIAMETER	INSIDE BOTTOM DIAMETER	INSIDE DIAMETER AT 2' HIGH	INSIDE TOP DIAMETER	INSIDE HEIGHT
2'	12.5'	8.5"	NA	4.75"	12"
3'	15.5'	10.5"	NA	5.875"	19"
4'	20.5'	15.375"	8.5"	7.5"	29"
5'	22'	16.75"	11.25"	7.625"	39"
6'	25'	20"	15.5"	10.75"	48"
8'	34'	28"	23"	13.5"	79"
12'	49'	40"	36"	18.5"	109"

LIGHTHOUSE BASE DIMENSIONS

SIZE	TOTAL HEIGHT W/ ATTACHED BASE	BASE OUTSIDE DIAMETER	BASE HEIGHT
2'	2' 3"	13"	4.5"
3'	3' 4"	18"	6"
4'	4' 5"	22"	8"
5'	5' 7"	24"	10"
6'	6' 10"	27"	12"
8'	9' 6"	36"	18"
12'	14'	51"	24"

4' CAPE HATTERAS



LIGHTHOUSES

NAUTICAL SHELVES

Nautical-themed bookshelves are a captivating fusion of maritime charm and practical functionality. These shelving units evoke the allure of the sea, featuring elements like ship wheels, anchors, and sailboat motifs. Crafted from quality materials, they offer sturdy storage for books and decor items, making them ideal for coastal or beach-inspired interiors. Whether you're a seafaring enthusiast or simply appreciate coastal aesthetics, nautical bookshelves add character and organization to your space. Their design versatility allows them to complement various room styles, from beach cottages to modern homes, bringing a touch of the ocean's timeless allure to your living space.



6' Poly Rowboat Shelf / Aruba Blue & White



Aruba & White

6' Poly Rowboat Shelf

RB6-P | 24"X11.75"X72"

Available in all poly colors



4' Poly Rowboat Shelf

RB4-P | 16"X5.25"X48"

ROWBOAT SHELVES

Explore the versatile beauty of our rowboat shelves, suitable for both interior and exterior settings. Crafted with care and are available in both poly and wood. It merges storage functionality with maritime aesthetics. Whether gracing your indoor living space or enhancing your outdoor decor, this unique piece adds a timeless nautical touch to any environment.

Wood Stock Color Options:

Aruba Blue & white | Bright Blue & White
 | Powder Blue & White | Cardinal Red &
 White | Varnished



Varnished Color

4' Rowboat Shelf Wood

RB4-W | 16"X6"X48"



6' Rowboat Shelf Wood

RB6-W | 24"X9.25"X72"

5' Lighthouse Shelf / Aruba Blue & White



LIGHTHOUSE SHELVES

Enhance both your indoor and outdoor spaces with the versatile 5' tall poly lighthouse shelves. This charming piece not only offers functional storage but also includes a functioning light, creating a captivating ambiance. Its coastal-inspired design lends a touch of nautical charm wherever it's placed, creating a visually appealing focal point that effortlessly integrates into your poolside paradise or anywhere else.



Patriot Blue & White

5' lighthouse shelf

LH5S-P | 22"X22"X60"

Available in all poly colors



Real working light!

NAUTICAL SHELVES



5' Poly Lighthouse Shelf / Coastal Gray & Seashell



4' Boat Shelf - Brazilian Walnut & Birchwood



5' Poly Lighthouse Shelf / Dark Gray & Light Gray



5' Lighthouse Shelf / Aruba Blue & White

PLANTERS

Poly planters are a perfect fusion of form and function. Crafted from high-quality poly materials, they boast impressive durability and resistance to the elements, ensuring they withstand the test of time. These versatile planters not only enhance your outdoor aesthetics with their classic designs but also offer low-maintenance convenience. Whether you're a gardening enthusiast or simply seeking to elevate your outdoor decor, our poly planters provide an enduring solution for both beauty and practicality.



Square Planters / Mahogany



SQUARE PLANTERS



Large square poly planter

PL-SL-P | 27"X27"X24"



Medium square poly planter

PL-SM-P | 22"X22"X18"



Small square poly planter

PL-SS-P | 15"X15"X14"

Explore our poly planters in a rich palette of colors. These vibrant planters not only showcase your greenery but also add a pop of personality to your outdoor space. Crafted from durable poly materials, they bring both versatility and longevity to your garden, allowing you to express your style in full bloom.



RAISED PLANTERS



Large 30" Raised Poly Planter

PL-RL-A | 51"X24.5"X30"



Large 22" Raised Poly Planter

PL-RL-B | 51"X24.5"X22"



Small 30" Raised Poly Planter

PL-RS-A | 39"X16.75"X30"



Small 22" Raised Poly Planter

PL-RS-B | 39"X16.75"X22"

Our raised planters are built with the concept in mind to fill your need for backyard gardening. If you are a small-time gardening Passionist these raised planters will be just the solution you need. With aluminum bracing, they are very structurally sound.



Cherrywood and White

SAILBOAT PLANTERS

The unique sailboat planter adds a nautical touch to any garden or outdoor space. Crafted with attention to detail, this charming planter features a sailboat design that captures the spirit of the sea. Made from durable materials, it's both a functional planter and a delightful decorative piece.



Aruba & White

Sailboat poly planter

PL-SB-P | 47"X16"X31"



Birch & Ivory



Bright Blue & White



Cedar And Black



Driftwood & White



Patriot Blue & White



Powder Blue & White



WISHING WELLS

Decorative wishing wells are more than just garden adornments; they infuse an enchanting character into any outdoor space. These charming structures evoke a sense of nostalgia and whimsy, inviting wishes and dreams. As they stand amidst your garden or yard, they become focal points that captivate the eye and create a tranquil ambiance. With their timeless appeal, decorative wishing wells transform your outdoor area into a place of serenity and wonder, where hopes take root and memories are made.

Jumbo Wishing Well - White & Patriot Blue w/ Vinyl Shake Roof



POLY WISHING WELLS



Coastal Gray & Patriot Blue

Jumbo poly wishing well

WWJ-P | 44"X46"X80"



White & Cherrywood

Large poly wishing well

WWL-P | 28"X32"X57"



Coastal Gray & Mahogany

Medium poly wishing well

WWM-P | 23"X23"X46"



Light Gray & Aruba Blue

Small poly wishing well

WWS-P | 19"X19"X39"

ADDITIONAL SPECIFICATIONS

PRODUCT TYPE	BASE HEIGHT	INSIDE DIAMETER	WEIGHT (lbs)
JUMBO POLY	25.5"	32"	210
JUMBO STONE	25.5"	32"	550
LARGE POLY	18.5"	21"	130
LARGE STONE	18.5"	21"	400
MEDIUM POLY	15"	14"	80
MEDIUM STONE	15"	14"	250
SMALL POLY	15"	10"	57
SMALL STONE	15"	10"	150

Standard poly wishing wells combine simplicity and durability. Crafted from sturdy poly materials, they withstand the elements without requiring extensive maintenance. Plus you can mix and match any of our colors to best compliment your home. Colors are available in poly and poly Woodgrain.

Jumbo Stone Wishing Well - Coastal Gray & Black - Vinyl Shake Roof | Brown Stone & Black Grout



STONE WISHING WELLS



Birch & Brazillian Walnut
Brown Stone & Tan Grout
w/ Vinyl Shake Roof

Jumbo stone wishing well

WWJ-S | 44”X46”X80”



Light Gray & Black
Gray Stone & Gray Grout

Large stone wishing well

WWL-S | 28”X32”X57”



Birch & Brown
Brown Stone & Tan Grout

Medium stone wishing well

WWM-S | 23”X23”X46”



Brown
Brown Stone & Tan Grout


Small stone wishing well

WWS-S | 19”X19”X39”

Standard roofs made of high grade poly materials. Optional vinyl shake roof available only on jumbo wishing wells



Black



Cherrywood



Light Gray


Stone & Grout Options



Brown Stone/Tan Grout



Tan Stone/Ivory Grout



Grey Stone/Grey Grout



Grey Stone/Black Grout

COLOR COMBINATIONS

Combine any of our colors for your own unique design!



Birchwood & Weatherwood



Birchwood & Cherrywood



White & Dark Gray



Weatherwood & Black



Coastal Gray & Black



Patriotic



Ivory & Patriot Blue



Ivory & Cherrywood



Ivory & Brown



Coastal Gray & Mahogany



White & Bright Blue



White & Black



White & Aruba



Mahogany & Black



Birchwood & Brown



Birch & Cardinal Red

Large Stone Wishing Well - Birchwood & Cherrywood | Gray Stone Gray Grout



WISHING WELLS

Large Poly Windmill / Brazilian Walnut & Weatherwood




WINDMILLS

Decorative windmills made of poly elevate outdoor aesthetics while being environmentally friendly and durable. They blend tradition with modernity, creating a sustainable and visually appealing addition to gardens and landscapes. Additionally, these windmills are hollow, making them perfect for covering up pipes and other yard obstructions.

Aruban Blue & White



POLY DUTCH WINDMILLS



Patriotic

Jumbo Poly windmill

WMJ-P | 25"X25"X78"



Cedar and Brown

Large Poly windmill

WML-P | 17"X17"X60"



White & Bright Blue

Medium poly windmill

WMM-P | 15"X15"X41"

Crafted from a recyclable material, our Poly windmills stand strong against splintering, cracking, or fading. With a variety of color combinations to choose from, you can effortlessly find the perfect match to enhance your home. Count on our Poly windmills for a lifetime of lasting quality. Includes anchor holes and stakes.

COLOR COMBINATIONS

POLY WOODGRAIN



Mahogany & Green



Mahogany & Aruba Blue



Birch & Brown



Driftwood & Cherrywood

Combine any of our colors for your own unique design!

POLY



Patriot Blue & White



Weatherwood & White



Patriotic



Cherrywood & White



Powder Blue & White



Cardinal Red & White



White & Black



Ivory & Cherrywood

Standard Poly Mailbox w/ Post / Light Gray & Dark Gray



MAILBOXES

Your home's first impression begins with your mailbox. More than a mere utility, it embodies your home's character. Explore our nautical-themed mailbox designs, where functionality meets flair. Trust in the durability and unique charm of our mailboxes to make a striking statement about your home and personality.

POLY LIGHTHOUSE MAILBOXES

Elevate your curb appeal with our deluxe lighthouse mailboxes. This all-poly construction ensures durability and longevity, while the built-in solar-powered light adds a touch of elegance and functionality, illuminating your mailbox at night. Deluxe Mailboxes are available with penny copper, poly, or aluminum diamond plate roofs.



White & Aruba Blue

Deluxe lighthouse mailbox

MB-DLP | 21"X12"X24"



White & Cardinal Red

Diamond Plate Roof



Dark Gray & White



White & Black



Ivory & Brown

Copper Roof



Cherrywood & White



Patriot Blue & White



Weatherwood & Black

White & Patriot Blue



DELUXE

Deluxe Mailboxes are available with penny copper, poly, or aluminum diamond plate roofs and in all standard and woodgrain colors.



Ivory & Green

Deluxe poly mailbox

MB-DP | 21"X12"X13"



Mahogany & Black

Deluxe woodgrain mailbox

MB-DWG | 21"X12"X13"



Deluxe Fire Department mailbox

MB-DFD | 21"X12"X13"



Deluxe Biker mailbox

MB-DH | 21"X12"X13"



Deluxe Tractor mailbox

MB-DT | 21"X12"X13"

STANDARD

Upgrade your everyday mailbox experience with our Standard poly Mailboxes, a perfect balance of reliability and simplicity.

Crafted from high-quality materials, these mailboxes are designed to withstand the test of time, ensuring your mail stays safe and secure. Available in a variety of classic colors



Patriot Blue & White

Standard poly mailbox

MB-SP | 20"X11"X12"



Weatherwood & Dark Gray



White & Aruba



White & Black



White & Bright Blue



White & Cardinal Red



White & Cherrywood



White & Driftwood

WOOD CEDAR ROOF

Experience the charm of rustic elegance with our Cedar Roof Mailboxes made from T1-11 — a durable exterior grade plywood. These mailboxes showcase natural beauty and durability.



Blue & White

Cedar roof wood mailbox

MB-CRW | 23"X12"X13"



White & Cherrywood



Light Gray & White



Ivory & Green



White & Black



Gray & Cardinal Red



Green & White



Aruba Blue & White

MAILBOX POST

Our mailbox posts are the perfect companions for your lighthouse, deluxe, standard, or cedar roof mailboxes. Made from poly, these posts offer exceptional stability, ensuring your mailbox stays securely in place, no matter the weather conditions. 4x4 Post not included.



Patriot Blue & White

**Mailbox Post sleeve w/
mounting system**

MB-PS | 23"X6 1/2"X60"



John Deere



Fire Department



Biker



Standard Poly Mailbox w/ Post / Light Gray & Dark Gray

CORNHOLE

Take your outdoor fun on the go with Beaver Dam's cornhole games featuring vibrant images. Crafted for durability and ease of transport, these sets cleverly interlock, making them perfect companions for your picnics, tailgates, and gatherings. Choose your very own cornhole set and enjoy hours of entertainment wherever you roam.





Crafted entirely from poly frames with stainless steel fasteners and aluminum bracing, these games are purpose-built for outdoor durability. Their robust construction withstands rigorous play, meets regulation size standards, and includes eight game bags. Choose from our in stock selection of eleven diverse styles or opt for a personalized cover design, complemented by a choice of 24 vibrant poly colors. For added convenience, each set can be securely interlocked and boxed for easy transportation.



Patriotic

Cornhole Game

CORNHOLE-G | 24"X48"

STOCK DESIGNS



Barn with Mountain
Antique Mahogany Frame



Barn with Truck
Coastal Frame



Beach Walkway
Brazilian Wood Frame



Beach with Palm Trees
Ivory Frame




Surf Boards
Birch Frame



Elk
Turf Green Frame



Surf Boards
Lime Green Frame



Sunset Island
Aruba Blue Frame



Whitetail Buck
Birchwood Frame



Turtle
Aruba Blue Frame

WANT IT UNIQUE?
GET A CUSTOM CORNHOLE GAME





BIRDING

Do you enjoy spending time outdoors, watching the birds flutter around in your backyard? If so, you'll love the handcrafted Amish bird feeders from Beaver Dam. Made with precision and care, these feeders are a beautiful addition to your outdoor space. Plus, they help attract feathered friends to your backyard, providing hours of entertainment! So if you're looking for an attractive and functional bird feeder, be sure to check out the offerings here at Beaver Dam Woodworks.

Blue Jay

BIRDING





POLY FEEDER



Woodpecker

Bird-Shaped poly feeder


BF-BS-P | 24"X5"X12"



Bald Eagle



Blue Bird



Seagull



Cardinal



Finch



Oriole

With a variety of vibrant colors and neutral shades, there is something for everybody and every yard! These feeders are made from poly materials for maximum durability. Designed to withstand the elements, they can hold 1/2 gallon (2 lbs) of feed while being hung from a tree or mounted on a pole. Wherever you choose to place your feeder, you are guaranteed to level up the bird activity in your yard! Available in the 8 styles shown.


WOOD BIRD FEEDER




Blue Bird

Bird-Shaped wood feeder

BF-BS-W | 24"5"X12"




Cardinal



Cardinal Birdfeeder Open



Woodpecker



Blue Jay




Chickadee



Downy



Hummingbird




Macaw


With a variety of vibrant colors and neutral shades, there is something for everybody and every yard! The feeders are made from high-quality materials, designed to withstand the elements, and can hold 1/2 gallon (2 lbs) of feed. These can be hung from a tree or mounted on a pole. Wherever you choose to place your feeder, you are guaranteed to level up the bird activity in your yard!



Robin



Seagull




Rooster



Oriole



Raven



Owl



Cow




Gold Finch



Eagle

WOOD BIRD HOUSE



Woodpecker

Bird-Shaped wood house

BH-BS-W | 11"X7"X21"



Cardinal



Raven



Owl



Hummingbird



Gold Finch



Chickadee



Eagle



Oriole

Our collection of wooden birdhouses is offered in the same styles as our feeders. These charming birdhouses are durably built for year-round use outdoors using the highest quality wood. They're even proven to attract birds of matching colors along with many other local species. Hanging rope is included.

POLY FOOTBALL HELMET BIRD FEEDERS



Black

Football helmet Bird feeders feeders

BF-HS | 12.5"X7"X10"



Cherrywood



Dark Gray



Green



Ivory



Light Gray



Patriot Blue



White



Bright Blue



Orange



Yellow



Elevate your garden game with our football helmet-shaped bird feeders, a fusion of sports spirit and nature's beauty. Available in a variety of vibrant colors from our color chart, these feeders let you match your favorite team or outdoor decor effortlessly. Please note, football team stickers are not included, giving you the freedom to personalize them as you like.

COPPER TOP POLY BIRDHOUSES & FEEDERS



**Large Poly birdhouse
(copper top)**
BH-LC | 16"X16"X36"



**Small Poly birdhouse
(copper top)**
BH-SC | 12"X12"X29"



**Large Poly birdfeeder
(copper top)**
BF-LC | 16"X16"X36"



**Small Poly birdfeeder
(copper top)**
BF-SF | 12"X12"X29"

Get closer to nature by installing a bird feeder that continually attaches to a 4x4 post. To attract the most birds, try a mix of sunflower seeds, millet, and safflower seeds. Our large bird feeders feature 8 compartments and the small feeders have 4 compartments, designed for easy removal and cleaning.

WHIRLYBIRDS



Blue Heron

Whirlybird

WB-1 | 18"X9"X6"



Blue Jay



Bumblebee



Canadian Goose



Cardinal



Chickadee



Crab



Egret



Dove



Eagle



Flying Pig



Gold Finch



Flamingo




Sunshine Parrot

Keep unwanted birds like woodpeckers and hawks away with whirlybirds! The spinning wings scare them off, protecting your yard and outdoor wooden objects. Each whirlybird comes with a 5/16"x30" painted metal rod for easy setup. Made from durable MDO (durable outdoor sign boards that are built to withstand harsh elements).



Macaw



Mallard



Oriole



Pelican



Penguin



Puffin



Raven



Red Parrot



Robin



Rooster



Seagull



Snow Goose



Yellow Duck



Yellow Chicken



White Chicken

SEA QUEST COLLECTION

Looking for a unique and one-of-a-kind gift? Check out Beaver Dam's supply of handmade bottle openers and napkin holders. Each item is made from beautiful poly material that's been carefully selected for its color and character. With so many different designs to choose from, you're sure to find the perfect one for your loved one. Plus, the quality craftsmanship ensures that your new bottle opener will last for years to come.



NAPKIN HOLDERS


SC-NH

All Items constructed from Poly. Great for indoor or outdoor use.



Seashell

BIRCHWOOD | 7"X6"



Ships Wheel

POWDER BLUE | 7"X7"




Turtle

ARUBA BLUE | 8"X6"



Crab

CARDINAL RED | 7"X7"



Fish

ARUBA BLUE | 8"X8"



Anchor

ARUBA BLUE | 8"X6"



Lighthouse

WHITE | 8"X4"



Star Fish

ARUBA BLUE | 8"X7"



Lobster

CARDINAL RED | 8"X5"



Sailboat

POWDER BLUE | 8"X6"

NAUTICAL COLORS



White



Patriot Blue



Aruba Blue



Powder Blue



Cardinal Red



Birchwood



Driftwood

BOTTLE OPENERS

SC-BO

All Items constructed from Poly. Great for indoor or outdoor use.




Seashell

BIRCHWOOD | 11"X12"



Ships Wheel

DRIIFTWOOD | 12"X11"




Turtle

ARUBA BLUE | 12"X10"



Crab

CARDINAL RED | 10"X11"




Fish

ARUBA BLUE | 8"X13"



Anchor

ARUBA BLUE | 12"X9"



Lighthouse

WHITE | 14"X7"



Star Fish

ARUBA BLUE | 12"X13"



Lobster

CARDINAL RED | 12"X9"



Sailboat

PATRIOT BLUE | 12"X10"

NAUTICAL COLORS



White



Patriot Blue



Aruba Blue



Powder Blue



Cardinal Red



Birchwood



Driftwood

BUOYS

Our very durable, ornamental buoys are made with a fiberglass bottom and a vinyl top.

Anchors and solar lights are included. Available colors are red and green.

Optional numbers are available at an additional cost with up to 4 digits on large buoys and 2 digits on small buoys - perfect for your house number.



CUSTOMIZE WITH
YOUR HOUSE NUMBER



Large Buoy

B-L | 25"X25"X54"



Small Buoy

B-S | 13"X13"X28"

Ornamental buoys bring nautical charm and conversation-starting appeal to a variety of landscapes. This whimsical, year-round decor compliments both coastal-themed yards and rustic gardens while resisting the outdoor elements

LIMITED WARRANTY

Beaver Dam warrants only products as indicated below.

ACCESSORIES

Beaver Dam warrants to the original consumer purchaser that its outdoor polyethylene accessories are free of defects of workmanship and materials. The warranty period is (5) years of residential use, with exceptions of certain parts explained below, from the date of sale. This warranty does not cover damage caused by unauthorized service or repair; alternation or abuse, normal wear and tear on materials, or any attempt to use the product in a manner or for a purpose other than for which it is intended. Beaver Dam will repair or, at its option, replace the defective product without charge. Should Beaver Dam choose to replace the product, and the product is discontinued, a substitute product of similar function and equal or greater value will be made. The sole remedy provided in this warranty is repair or replacement of this product. Any cost of shipping or handling will be paid by you.

Polyethylene may scratch during normal use, fade slightly from exposure to sunlight, or stain after prolonged contact with liquid substances. These conditions are not defects and are not covered under this warranty.

Stainless steel fasteners are warranted to not fail structurally for the applicable warranty period if properly maintained. This warranty does not cover rusted fasteners or swivels, or structural failure due to rusted fasteners or and swivels, resulting from improper maintenance.

This warranty applies strictly towards polyethylene products. All products built with “wood material” are excluded from this warranty.

Beaver Dam has a (1) year warranty on all lighting accessories, this warranty does not cover damage caused by mishandling or abuse.

To file warranty claim, contact your dealer. Your claim must explain the nature of the defect and include your name, address, and telephone number. This warranty gives you specific legal rights and you may have other rights which vary from state to state. As defined by federal law, this is a limited warranty.

PRODUCT CARE

All poly lumber products do not need to be painted due to being built with recycled plastics and pigmented colors. It will not splinter or rot, fading may happen very slightly over years. Wood products may need repainting after many years.

CLEANING:

Pencil Marks - Use a mild dish detergent and water to saturate the stain. Rinse clean with water.

Ink/Marker - For tougher stains, treat area with a penetrating oil. Wipe off and wash clean with water and a mild dish detergent.

Grease or Oil Stain - Use a mild dish detergent and water to saturate the stain. Rinse clean with water.

Embedded Dirt - Use a mild dish detergent and water to saturate the stain. Rinse clean with water.

Wine - Use a mild dish detergent to saturate the area. Scrub with a soft-bristled brush. Rinse clean with water.

Chewing Gum - Use a mild dish detergent to saturate the area. Scrub with a soft-bristled brush and rinse clean with water. Coat penetrating oil over the area. Gently pry up on any hard pieces with a plastic putty knife. Utilize a soft brush and acetone solvent to remove any fine debris and clean out any crevasses. Rinse area clean with water.

Bird Droppings - Use a mild dish detergent to saturate the area. Scrub with a soft-bristled brush and rinse clean with water.

Stains & Scuffs - A foam eraser sponge may be used for stubborn marks. Iron or Rust - For tough iron and rust stains, saturate with a heavy-duty rust remover and scrub with a soft-bristled brush.

When Using Power Washer - If using a high-pressure power washer, do not exceed 1500 PSI. Please note, some tips may damage the product. We suggest testing on the underside of the product until satisfied.

BEAVER DAM PRODUCTS ARE BUILT TO LAST FOR YEARS TO COME!

**AUTHORIZED
DEALER**

MADE IN THE

UNITED STATES